

**THE
EDUCATION
FUND 40 YEARS**

FOR EXCELLENCE IN MIAMI-DADE PUBLIC SCHOOLS

**2024
2025**

Ideas with


IMPACT

Technology

**Empowering Educators
with AI**

Empowering Educators with AI

Learning to use AI tools
to design engaging
lesson plans and
effective assessments.



Disseminator: Maria Raquel Rodriguez
rodriguezscience@dadeschools.net
Instructional Technology
Mail Code: 9629

**For information concerning Ideas with IMPACT opportunities including
Adapter and Disseminator grants, please contact:**

Audrey Onyeike, Program Director
Ideas with IMPACT

The Education Fund
305-558-4544, Ext. 113

Email: audrey@educationfund.org

www.educationfund.org

TABLE OF CONTENTS

Goals and Objectives	3
Florida Standards	4
Course Outline and Overview	5
Sample History Lesson Plan.....	7
Step by Step Implementation Guide for Copilot and Gemini	9
Step by Step Implementation Guide for Magicschool.ai.....	10
Step by Step Implementation Guide for Eduaide.ai.....	13
Resources List.....	18

GOALS AND OBJECTIVES

Goals:

This professional development aims demonstrate how you can leverage artificial intelligence (AI) to enhance your student engagement, improve content retention, and boost learning outcomes through the creation of assessments and rubrics. The project's goal is to introduce you to the use of AI when creating lesson plans, assessments and rubrics in several platforms such as Copilot, Gemini, Magic School ai, and Educaide.ai. Using these platforms, you can create aligned formative or summative assessments that enhance student learning, leading to improved engagement and learning outcomes. After learning to use AI platforms, you will be able to effortlessly generate personalized assessments tailored to your students' individual learning needs, fostering a more engaging and effective learning environment.

Objectives:

- How to use Artificial Intelligence (AI) for prompting and generating lesson plans aligned to the standards for several subjects and grade levels.
- How to use AI to help you design standard-aligned assessments that engage students and promote deeper understanding.
- Use AI to quickly generate rubrics to assess a specific assignment.

FLORIDA STANDARDS

This project is not grade level or standard specific. Here are just some sample standards in different academic areas where you can create lesson plans or assessments using AI.

History:

SS.8.A.3.11 Analyze support and opposition (Federalists, Federalist Papers, Anti-Federalists, Bill of Rights) to ratification of the U.S. Constitution.

SS.912.A.4: The student will demonstrate knowledge of the major eras of United States history from Reconstruction to the present.

Mathematics:

MA.6.GR.2.4 Given a mathematical or real-world context, find the surface area of right rectangular prisms and right rectangular pyramids using the figure's net.

Science:

SC.K.1.P.8: Observe and describe the natural world, including plants, animals, and weather.

SC.3.L.16.1: Recognize that plants and animals have basic needs for survival and that organisms can survive only in environments that meet those needs.

SC.912.L.16.17 Compare and contrast mitosis and meiosis and relate to the processes of sexual and asexual reproduction and their consequences for genetic variation.

Language Arts:

LA.FS.6.RI.2.4: Determine the central idea of a text and analyze its development over the course of the text, including how it emerges from the accumulation of sentences and paragraphs.

ELA.3.R.2.2 Identify the central idea and explain how relevant details support that idea in a text.

ELA.3.V.1.1: Use grade-level academic vocabulary appropriately in speaking and writing.

Target Audience: Teachers of all grade levels and subjects

COURSE OUTLINE & OVERVIEW

Course Outline (60 minutes):

Introduction (10 minutes):

- Welcome and introductions
- Briefly discuss the challenges of lesson planning and assessment creation
- Introduce the concept of AI-powered tools for educators
- Highlight the benefits of using such tools (e.g., saving time, increasing efficiency, personalizing learning)

Platform Exploration (20 minutes each, 30 minutes total):

- **Copilot (10 minutes):**
 - Explain Copilot as an AI writing assistant.
 - Demonstrate using Copilot to generate ideas for lesson plans, activities, or prompts.
 - Discuss potential uses of Copilot for creating differentiated instruction materials. (e.g., modify difficulty level, cater to learning styles)
 - Offer a short hands-on activity for participants to experiment with Copilot (using laptops/tablets or a shared screen demonstration).
- **Magicschool.ai (10 minutes):**
 - Introduce Magicschool.ai as a comprehensive lesson planning platform with AI support.
 - Showcase how Magicschool.ai can help teachers find pre-made lesson plans aligned with specific standards.
 - Demonstrate using the platform's AI tools to personalize lesson plans and assessments.
 - Offer a quick hands-on activity for participants to navigate the platform and explore its features.
- **Eduaide.AI (10 minutes):**
 - Introduce Eduaide.AI as a platform specifically designed to create assessments with AI assistance.
 - Explain how Eduaide.AI can generate different types of assessments (e.g., multiple choice, open ended) based on learning objectives.
 - Demonstrate the process of using the platform to create customized assessments with relevant feedback for students.
 - Offer a short hands-on experience for participants to explore building an assessment with Eduaide.AI.

Q&A and Discussion (10 minutes):

- Open the floor for questions and address any concerns about using AI platforms.

Conclusion (5 minutes):

- Summarize the key takeaways from the presentation.
- Encourage participants to explore the platforms further and discover their full potential.
- Provide curriculum packet with website addresses and key points for each platform.

SAMPLE LESSON PLAN

Sample Lesson Plan (created with AI assistance)

Activity Title: Ratification of the Constitution: Federalists vs. Anti-Federalists Debate

Duration: 1 class period (approximately 60-90 minutes)

Standard: SS.8.A.3.11 Analyze support and opposition (Federalists, Federalist Papers, Anti-Federalists, Bill of Rights) to ratification of the U.S. Constitution.

Objectives:

- To understand the arguments made by Federalists and Anti-Federalists during the ratification of the U.S. Constitution.
- To evaluate and critically analyze the reasons for and against ratification.
- To develop persuasive speaking and critical thinking skills through debate.

Materials Needed:

- Copies of excerpts from Federalist Papers (e.g., Federalist No. 10, 51, 78) and Anti-Federalist writings (e.g., Brutus I, Letters from the Federal Farmer) for each student or group.
- Whiteboard or projector for displaying key points.
- Debate guidelines (created with AI assistance)
- Exit ticket worksheet (5 assessment questions). (created with AI assistance)
- Rubric for the debate activity (created with AI assistance)

Procedures:

1. Introduction (15 minutes):

- Begin by providing a brief overview of the context of the ratification of the U.S. Constitution, including the need for a stronger central government after the weaknesses of the Articles of Confederation.
- Introduce the Federalists and Anti-Federalists, explaining their differing views on the Constitution.
- Distribute copies of excerpts from Federalist Papers and Anti-Federalist writings to each student or group. Encourage them to read and analyze the arguments presented by each side.

2. Debate Preparation (20 minutes):

- Divide the class into two groups: Federalists and Anti-Federalists and provide the rubric.
- Within each group, assign roles such as James Madison, Alexander Hamilton for Federalists, and Patrick Henry, George Mason for Anti-Federalists.
- Give students time to prepare their arguments based on the excerpts they've been provided. Encourage them to use evidence from the texts to support their positions.

3. Debate (25 minutes):

- Each group will take turns presenting their arguments for or against the ratification of the Constitution.
- Encourage students to engage with each other's arguments respectfully and to rebut opposing points with evidence and reasoning.
- Facilitate the debate by asking guiding questions and ensuring that all students have an opportunity to participate.

4. Reflection and Discussion (10 minutes):

- After the debate, lead a discussion reflecting on the arguments presented by both sides. (questions for the discussion created with AI assistance)
-

STEP-BY-STEP GUIDE for Microsoft Copilot or Google Gemini

To Create a Lesson Plan

1. Go to ***copilot.microsoft.com*** or ***gemini.google.com***
2. Type a prompt that includes the grade level, subject, standard and specific needs.

Lesson Plan Sample Prompt:

“Create a detailed lesson plan for an 8th-grade social studies class that aligns with the standard SS.8.A.3.11. The lesson should focus on analyzing the support and opposition to the ratification of the U.S. Constitution, including the roles of the Federalists, the Federalist Papers, the Anti-Federalists, and the Bill of Rights. The plan should include objectives, materials needed, activities, discussion questions, and assessment methods.”

To Create an Assessment

3. Go to ***copilot.microsoft.com*** or ***gemini.google.com***
1. Type a prompt that includes the grade level, subject, standard and specific needs of the assessment.

Assessment Sample Prompt:

Create a 10-question assessment for 8th Grade social studies students for standard SS.8.A.3.11. Ensure the questions are varied in format, including multiple-choice, short answer, and problem-solving questions. The assessment should test the following areas: Comprehension and Analysis, critical thinking and applications.

STEP-BY-STEP GUIDE for Magic School AI

Go to: magicschool.ai

Go to magic tools (on the left)

To Create a Lesson Plan in Magic School-

Search lesson plan tool

Go to Lesson Plan and complete form and click generate.

Lesson Plan

Generate a lesson plan for a topic or objective you're teaching.

Grade level:

8th grade

Topic, Standard, or Objective:

topic, standard, or longer description of what you're teaching.

If you include the full description, you can use any standard worldwide. For example, "HS-PS1-1 Use the periodic table as a model to predict the relative properties of elements based on the patterns of electrons in the outermost energy level of atoms.

Additional Criteria:

Students are in a unit about world regions, students last lesson was on the geography of the United States, have the lesson include group work, etc.

Standards Set to Align to:

Any standards worldwide (CCSS, TEKS, Ontario, Florida)

Generate

To Create Group Work Activity in Magic School AI

Go to Group Work Generator, complete form and click generate.

Group Work Generator

Generate group work activity for students based on a a topic, standard, or objective.

Grade level:

8th grade

Time for Group Work:

40 minutes

Topic, objective, or standard:

Students will have a debate on both side of the ratification of the US constitution S.8.A.3.11 Analyze support and opposition (Federalists, Federalist Papers, Anti-Federalists, Bill of Rights) to ratification of the U.S. Constitution. debate the

Number of Students Participating:

6

Generate

To Create a Multiple-Choice Assessment:

Go to Multiple Choice assessments, complete form and click generate.

Multiple Choice Assessments

Create a multiple choice assessment based on any topic, standard(s), or criteria!

Grade level:
8th grade

Number of Questions:
5

Topic, Standard, Text, or Description of the Assessment (be specific):

Diagnostic assessment about the following standards...

Large block of text that is an excerpt from the Great Gatsby or other text

Mitosis

Vocabulary quiz for these words: Chromosomes, Cytokinesis, Metaphase, Centromere, Spindle Fibers

Generate

To Create a Rubric for an Assignment:

Go to Rubric Generator, complete form and click generate.

Rubric Generator

Have AI write a rubric for an assignment you are creating for your class in a table format.

Grade level:
8th grade

Point Scale:
3

Standard / Objective:
SWBAT write an argumentative essay

Assignment Title:
School Policies Persuasive Essay

Assignment Description:
Write a persuasive essay that convinces the reader to change a school policy of your choosing

Additional Customization for Rubric (Optional):
Be sure to include supporting arguments as a category assessed

Generate

To Create Questions for a Discussion:


DOK Questions


Generate questions based on topic or standard for each of the 4 Depth of Knowledge (DOK) levels.


Grade level:

8th grade▼

Topic, Standard, or Objective:

 Mitosis, Forces and Motion, Literary Devices, Algebra, etc.





Generate

STEP-BY-STEP GUIDE for Eduaide.AI











To Create Group Work Activity in Eduaide.ai

1. Go to Eduaide.ai
2. Go to Content Creator and click on Planning Tab.
3. Identify subject and grade.
4. Click on Lesson Seed
5. Go to topic or keywords window and type standard or objective.
6. Click add to Workspace in the bottom.

Content Generator

Subject: Social Studies Grade: Middle School (Students Grade 6-8)

Planning Information Objects Independent Practice Cooperative Learning Gamification Questions

 Lesson Seed ☆ Plan structured, comprehensive lessons incorporating diverse techniques and activities aligned to specific objectives.	 Unit Plan ☆ Plans for long-term instructional sequences that build knowledge progressively and reinforce learning over time.
 Prior Knowledge + Scaffolding ☆ A list of methods for scaffolding prior knowledge necessary for students to engage with to-be-learned material.	 Learning Objective + Success Criteria ☆ Student-focused learning objectives with scaffolded success criteria and aligned assessment measures.
 Engagement Activities ☆ Activities to spark curiosity, activate prior knowledge, and focus students on learning objectives.	 Assessment Measures ☆ Evaluate students' level of attainment in pursuing mastery of course content.
 Rubric ☆ Objective, criteria-based rubrics to fairly assess student work and provide clear, actionable feedback.	 Evidence Statements ☆ Evaluate students' pursuit of mastery with measures aligned to a taxonomy of educational objectives.
 Lesson Plan - 5 E's ☆ Lessons built using the 5 E's Model: Engage, Explore, Explain, Elaborate, Evaluate.	 Lesson Plan - Gagne's Nine Events of Instruction ☆ Draft a lesson plan aligned to Gagne's Nine Events of Instruction.

Topic or Keyword(s): Students will analyze the key arguments and perspectives of the Federalists and Anti-Federalists concerning the ratification of the U.S. Constitution, evaluating their impact on the formation of the American government and the principles of democracy.

1/15 Enhance

Add To Workspace


To Create Group Work Activity in Eduaide.ai:


1. Go to Content Creator and click on Cooperative Learning Tab
2. Identify subject and grade.
3. Click on Debate
4. Go to topic or keywords window and type standard or objective.
5. Click add to Workspace in the bottom.


Content Generator


Subject: Grade:


Planning Information Objects Independent Practice **Cooperative Learning** Gamification Questions


 **Jigsaw Activity** ☆
Jigsaw Activity to facilitate collaborative learning.


 **Debate** ☆
Educational debates to encourage reasoning, communication, and collaboration among peers.


 **Learning Stations** ☆
Stations in which students engage with content specific tasks.


 **Think-Pair-Share** ☆
TPS to utilize cooperation to improve student engagement and learning outcomes.

 **Project Based Learning** ☆
Synthesis-level projects to foster critical thinking.

 **Team Based Activity** ☆
Engage students in collaborative learning with a group activity protocol.

 **Film Project** ☆
Develop scenes for students to act out to showcase or explain any topic.

 **Compass Conversation Pieces** ☆
Guide the internalizing and owning of learning topic.

 **Kagan List** ☆
Wide variety of Kagan Cooperative Learning Structures

Topic or Keyword(s)

Students will analyze the key arguments and perspectives of the Federalists and Anti-Federalists concerning the ratification of the U.S. Constitution, evaluating their impact on the formation of the American government and the principles of democracy.

1/15 Enhance

Add To Workspace

To Create an Assessment in Eduaide.ai:

1. Go to Content Creator and click on Questions Tab
2. Identify subject and grade.
3. Click on Multiple Choice Questions
4. Go to topic or keywords window and type standard or objective.
5. Click add to Workspace in the bottom.

Content Generator

Subject: Social Studies | Grade: Middle School (Students Grade 6-8)

Planning | Information Objects | Independent Practice | Cooperative Learning | Gamification | **Questions**

- Multiple Choice Questions** (Selected): Five multiple-choice questions to assess specific knowledge.
- Fill In The Blank Questions: Recognize the missing content vocabulary.
- True/False Questions: True/False questions.
- Matching Questions: Vocabulary matching questions.
- Deep Question: Encourage the application of to-be-learned concepts.
- Discussion Prompts: Facilitate effortful thinking with meaningful classroom discussion questions.
- Scenario-Based Questions: Story questions that require the application of prior knowledge.
- Taxonomy Scaffolding: Essential questions to guide instruction aligned to Bloom's Taxonomy of Learning Objectives.

Topic or Keyword(s): Students will analyze the key arguments and perspectives of the Federalists and Anti-Federalists concerning the ratification of the U.S. Constitution, evaluating their impact on the formation of the American government and the principles of democracy.

1/15 | Enhance

Add To Workspace

Workspace











To Create a Rubric for an Assignment in Eduaide.ai:

1. Go to Content Creator and click on Planning Tab
2. Identify subject and grade.
3. Click on Rubric
4. Go to topic or keywords window and type standard or objective.
5. Click add to Workspace in the bottom.

Content Generator

Subject: Social Studies Grade: Middle School (Students Grade 6-8)

Planning Information Objects Independent Practice Cooperative Learning Gamification Questions

 Lesson Seed ☆ Plan structured, comprehensive lessons incorporating diverse techniques and activities aligned to specific objectives.	 Unit Plan ☆ Plans for long-term instructional sequences that build knowledge progressively and reinforce learning over time.
 Prior Knowledge + Scaffolding ☆ A list of methods for scaffolding prior knowledge necessary for students to engage with to-be-learned material.	 Learning Objective + Success Criteria ☆ Student-focused learning objectives with scaffolded success criteria and aligned assessment measures.
 Engagement Activities ☆ Activities to spark curiosity, activate prior knowledge, and focus students on learning objectives.	 Assessment Measures ☆ Evaluate students' level of attainment in pursuing mastery of course content.
 Rubric ☆ Objective, criteria-based rubrics to fairly assess student work and provide clear, actionable feedback.	 Evidence Statements ☆ Evaluate students' pursuit of mastery with measures aligned to a taxonomy of educational objectives.
 Lesson Plan - 5 E's ☆ Lessons built using the 5 E's Model: Engage, Explore, Explain, Elaborate, Evaluate.	 Lesson Plan - Gagne's Nine Events of Instruction ☆ Draft a lesson plan aligned to Gagne's Nine Events of Instruction.

Topic or Keyword(s)

Students will have a class debate to analyze the key arguments and perspectives of the Federalists and Anti-Federalists concerning the ratification of the U.S. Constitution, evaluating their impact on the formation of the American government and the principles of democracy.

2/15 Enhance

Add To Workspace









To Create Questions for a Discussion:

1. Go to Content Creator and click on Questions Tab
2. Identify subject and grade.
3. Click on Discussion Prompts.
4. Go to topic or keywords window and type standard or objective.
5. Click add to Workspace in the bottom.

Content Generator

Subject: Social Studies Grade: Middle School (Students Grade 6-8)

Planning Information Objects Independent Practice Cooperative Learning Gamification **Questions**

 Multiple Choice Questions Five multiple-choice questions to assess specific knowledge.	 Fill In The Blank Questions Recognize the missing content vocabulary.
 True/False Questions True/False questions.	 Matching Questions Vocabulary matching questions.
 Deep Question Encourage the application of to-be-learned concepts.	 Discussion Prompts Facilitate effortful thinking with meaningful classroom discussion questions.
 Scenario-Based Questions Story questions that require the application of prior knowledge.	 Taxonomy Scaffolding Essential questions to guide instruction aligned to Bloom's Taxonomy of Learning Objectives

Topic or Keyword(s)
Students will have a class debate to analyze the key arguments and perspectives of the Federalists and Anti-Federalists concerning the ratification of the U.S. Constitution, evaluating their impact on the formation of the American government and the principles of democracy.

2/15 Enhance

Add To Workspace

RESOURCES LIST

1. **Copilot by Microsoft:** copilot.microsoft.com
2. **Gemini by Google:** gemini.google.com
3. **Magic School:** magicschool.ai
4. **Eduaide:** eduaide.ai